



**Tier1**  
BloombergNEF

**FEOC**  
**FREE**

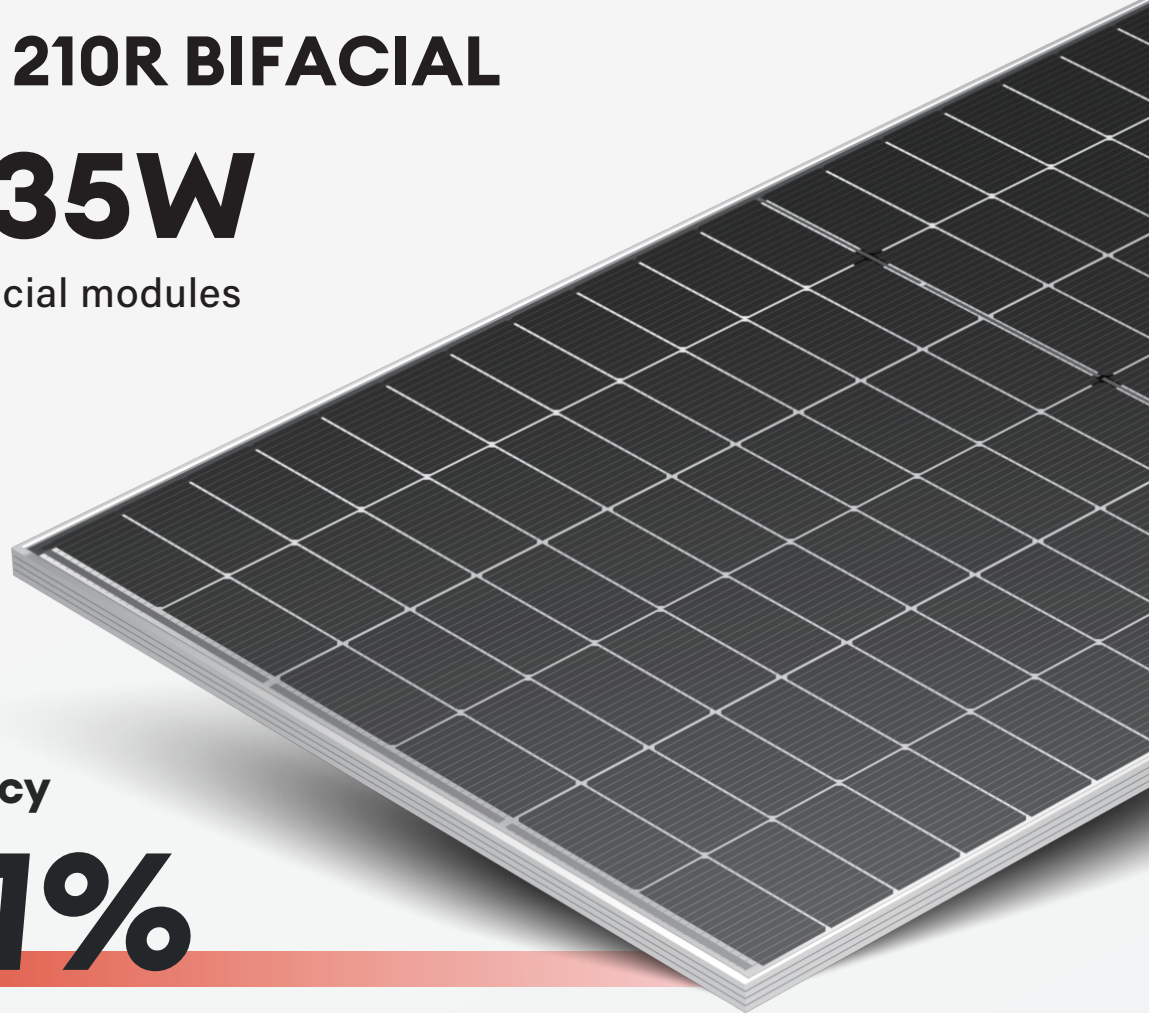
*Power the future*

# TOPCon 210R BIFACIAL

## 620-635W

High efficiency bifacial modules

· Mesh transparent



Module efficiency

# 23.51%



Better leveled  
cost of energy



Better high  
temperature stability

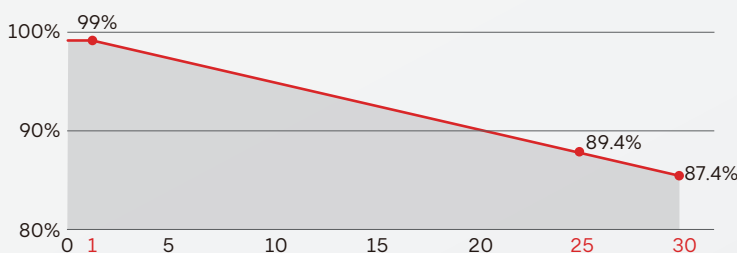


Improved low-light  
performance



Excellent  
bifacial performance

Linear performance guarantee for 30 years



### WARRANTY

Extended warranty is available at additional cost

Quality  
Guarantee **15**  
years

Power  
Warranty **30**  
years

### CERTIFICATE



Ariel Green



OGPE  
Oficina de Gerencia de Permisos

Model of modules	SPDG620-N132R12		SPDG625-N132R12		SPDG630-N132R12		SPDG635-N132R12	
	STC	NMOT	STC	NMOT	STC	NMOT	STC	NMOT
Power ( Pmax/W )	620.00	469.30	625.00	473.5	630.00	477.60	635.00	481.70
Maximum power current ( Vmp )	41.20	38.70	41.45	39.00	41.70	39.20	41.95	39.40
Maximum power current ( Imp )	15.05	12.12	15.08	12.15	15.11	12.18	15.14	12.22
Open circuit voltage ( Voc )	49.25	46.70	49.49	47.00	49.73	47.20	49.97	47.50
Short circuit current ( Isc )	15.92	12.82	15.96	12.85	15.99	12.88	16.03	12.91
Module efficiency	22.95%		23.14%		23.32%		23.51%	

STC ( Electrical parameters at standard test conditions (STC:AM=1.5, 1000W/m<sup>2</sup> ,Cells Temperature25°C )

NMOT ( Irradiance 800W/m<sup>2</sup>, Ambient Temperature 20°C,AM1.5,Wind Speed 1m/s )

**ELECTRICAL CHARACTERISTICS WITH 15% REAR SIDE POWER GAIN**

Front power Pmax/W	713.00	718.75	724.50	730.25
Maximum power voltage ( Vmp )	41.20	41.45	41.7	41.95
Maximum power current ( Imp )	17.31	17.34	17.37	17.41
Open circuit voltage ( Voc )	49.25	49.49	49.73	49.97
Short circuit current ( Isc )	18.31	18.35	18.39	18.43

**STRUCTURAL CHARACTERISTICS**

Module size (L*W*H)	2382x1134x30mm
Weight	32.4kg
Cell	132 cells,N type Mono-Crystalline , 182.2mm×105 mm
Front glass	2.0mm , Anti-Reflection Coating
Back glass	2.0mm , Heat Strengthened Glass
Frame	Anodized aluminum alloy
Junction box	IP68 , 3 bypass diodes
Output wire	4mm <sup>2</sup>
Wire length	Line length 1300mm/customized
Connector	Staubil MC4
Packing Specification	36 pcs/Pallet ; 720 pcs/40' HQ


**OPERATING PARAMETERS**

Power tolerance (W)	(0~+5W)
Maximum system voltage (V)	1500V
Maximum rated fuse current (A)	30A
Current operating temperature (C)	-40~+85°C
Mechanical load	+5400Pa/-2400Pa

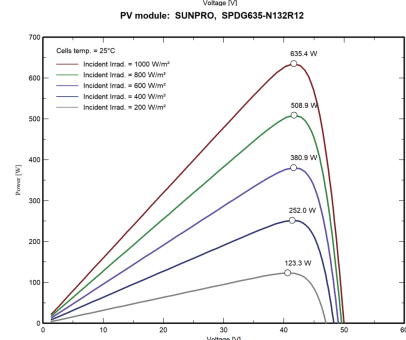
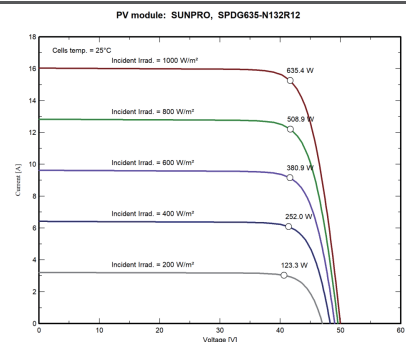
**TEMPERATURE CHARACTERISTICS**

Temp. Coeff. of Isc (TK Isc)	0.045% / °C
Temp. Coeff. of Voc (TK Voc)	-0.25% / °C
Temp. Coeff. of Pmax (TK Pmax)	-0.30% / °C
Normal Operating Cell Temperature	45±2°C

**MODULE DIMENSIONS(MM)**



**I-V CHARACTERISTICS AT DIFFERENT IRRADIATION**



**SUNPRO POWER NORTH AMERICA INC.**

ADD: STE 2, 206 N Randolph St, Champaign, IL 61820

E-MAIL: info@sunpropower.com WEBSITE: www.sunpropower.us

\*All data may have a lag, for reference only. Sunpro has the final right of interpretation.