



Tier1
BloombergNEF

FE0C
FREE

Power the future

TOPCon 182 BIFACIAL 435-450W

High efficiency bifacial modules

Module efficiency

23.04%



Better leveled cost of energy



Better high temperature stability

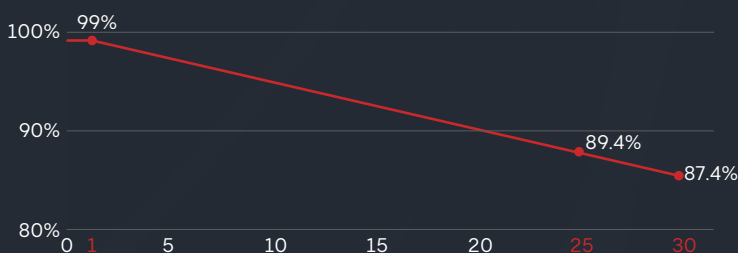


Improved low-light performance



Excellent bifacial performance

Linear performance guarantee for 30 years



WARRANTY

Extended warranty is available at additional cost

Quality Guarantee **15** years

Power Warranty **30** years

CERTIFICATE



ELECTRIC CHARACTERISTICS

SPDG (435/450W)-N108M10

Model of modules	SPDG435-N108M10		SPDG440-N108M10		SPDG445-N108M10		SPDG450-N108M10	
	STC	NMOT	STC	NMOT	STC	NMOT	STC	NMOT
Power (Pmax/W)	435	325.00	440	329.00	445	332.4	450	336.2
Maximu power current (Vmp)	31.94	29.80	32.09	29.90	32.25	30	32.41	30.1
Maximu power current (Imp)	13.62	10.91	13.72	11.00	13.8	11.08	13.89	11.16
Open circuit voltage (Voc)	38.43	36.00	38.53	36.10	38.64	36.2	38.75	36.3
Short circuit current (Isc)	14.34	11.56	14.43	11.63	14.53	11.71	14.63	11.79
Module efficiency	22.28%		22.53%		22.79%		23.04%	

STC (Electrical parameters at standard test conditions (STC:AM=1.5, 1000W/m², Cells Temperature25°C)

NMOT (Irradiance 800W/m², Ambient Temperature 20°C,AM1.5,Wind Speed 1m/s)

ELECTRICAL CHARACTERISTICS WITH 15% REAR SIDE POWER GAIN

Front power Pmax/W	500.25	506.00	511.75	517.50
Maximu power voltage (Vmp)	31.94	32.09	32.25	32.41
Maximu power current (Imp)	15.66	15.77	15.87	15.97
Open circuit voltage (Voc)	38.43	38.53	38.64	38.75
Short circuit current (Isc)	16.49	16.59	16.71	16.82

STRUCTURAL CHARACTERISTICS

Module size (L*W*H)	1722x1134x30mm
Weight	23.3kg
Cell	108 cells,N type Mono-Crystalline , 182mm×91mm
Front glass	2.0mm , Anti-Reflection Coating
Back glass	2.0mm , Heat Strengthened Glass
Frame	Anodized aluminum alloy
Junction box	IP68 , 3 bypass diodes
Output wire	4mm ²
Wire length	Line length 1100mm/customized
Connector	Staubli MC4
Packing Specification	36 pcs/Pallet ; 936pcs/40' HQ

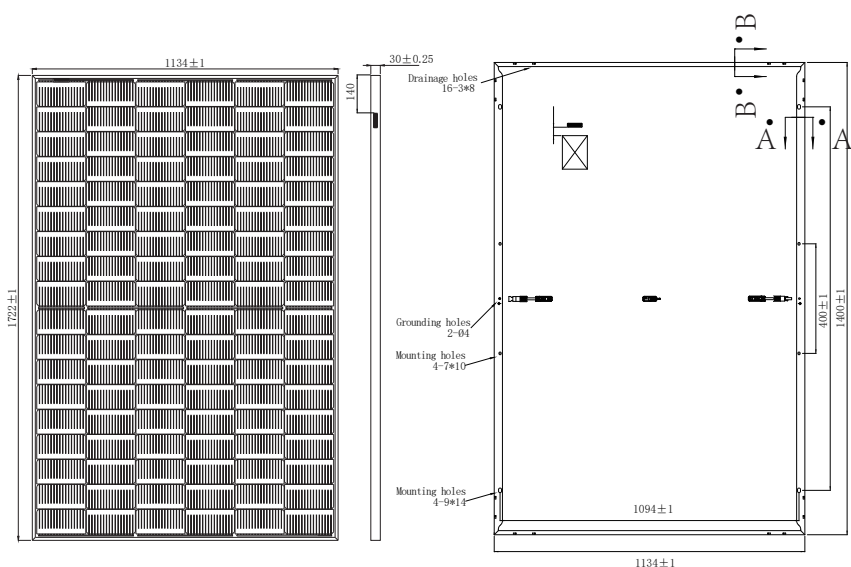
OPERATING PARAMETERS

Power tolerance (W)	(0~+5W)
Maximum system voltage (V)	1500V
Maximum rated fuse current (A)	30A
Current operating temperature (C)	-40~+85°C
Mechanical load	+8000Pa/-5400Pa

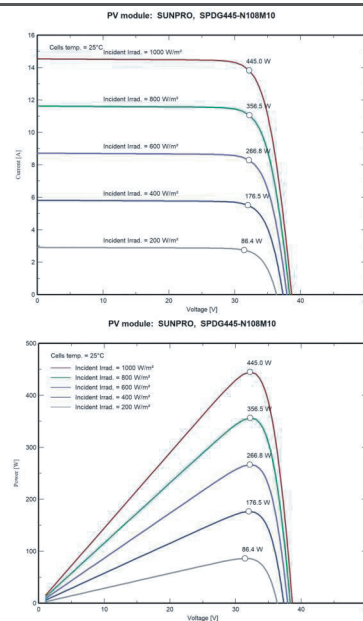
TEMPERATURE CHARACTERISTICS

Temp. Coeff. of Isc (TK Isc)	0.046% / °C
Temp. Coeff. of Voc (TK Voc)	-0.25% / °C
Temp. Coeff. of Pmax (TK Pmax)	-0.30% / °C
Normal Operating Cell Temperature	45±2°C

MODULE DIMENSIONS(MM)



I-V CHARACTERISTICS AT DIFFERENT IRRADIATION



SUNPRO POWER NORTH AMERICA INC.

ADD: STE 2, 206 N Randolph St, Champaign, IL 61820

E-MAIL: info@sunpropower.com WEBSITE: www.sunpropower.us

*All data may have a lag, for reference only. Sunpro has the final right of interpretation.